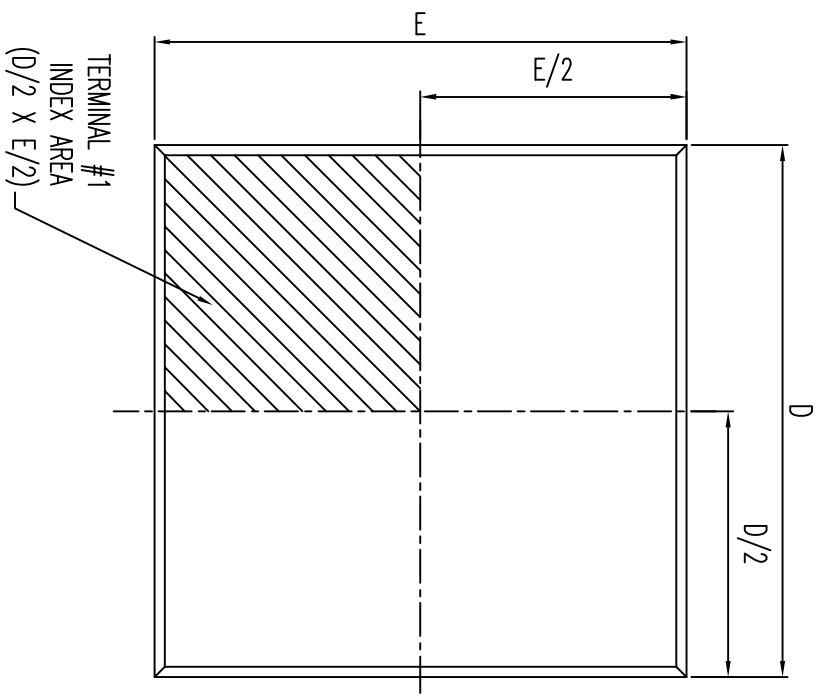
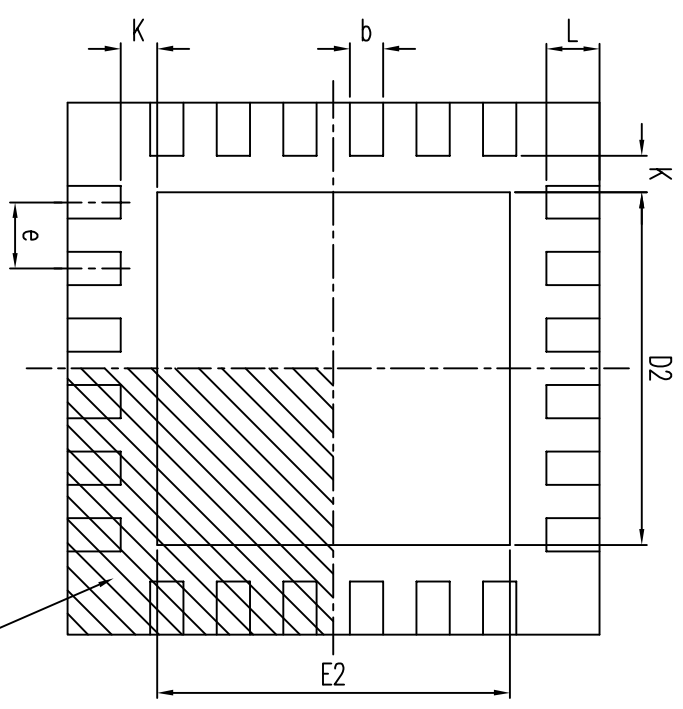


REV.	DESCRIPTION	BY	DATE
ORIG.	DRAWING ISSUE	SANDY CHEN	05.27.2014

TOP VIEW

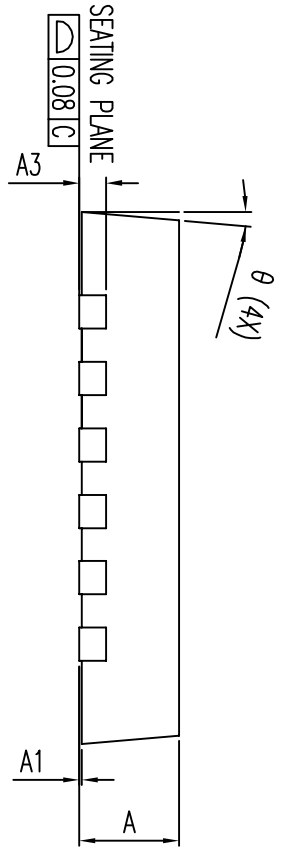


BOTTOM VIEW



SYMBOL	DIMENSION IN MM		
	MIN.	NOM.	MAX.
A	0.70	0.75	0.80
A1	0	0.02	0.05
A3	0.20 REF.		
D	4.00 BASIC		
D2	2.50	2.65	2.80
E	4.00 BASIC		
E2	2.50	2.65	2.80
e	0.50 BASIC		
b	0.18	0.25	0.30
L	0.35	0.40	0.45
K	0.20		
$\theta$	0°		14°
JEDEC	MO-220 (Variation VGGD-6)		

TERMINAL #1  
INDEX AREA  
(D/2 X E/2)



SIDE VIEW

<b>CWT</b> Chant World Technology Inc.		<input type="checkbox"/>	<input type="checkbox"/>
TITLE WQFN 24L PACKAGE OUTLINE		XXXXXX ±0.005	ANGULAR ±
BODY SIZE : 4 X 4 MM		XXXXXX ±0.035	ROUGH-
		XXXXXX ±0.05	NESS
		XX ±0.1	SCALE 25 : 1
		XX ±0.2	QTY
DESIGNED	SANDY CHEN 05.27.2014	UNIT	
CHECKED	SANDY CHEN 05.27.2014	FILE NAME	WQFN24L(4x4x0.75) A3
APPROVED	SANDY CHEN 05.27.2014	DWG. NO.:	CW-PT-004A